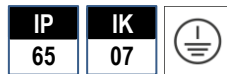


IWT10



Characteristics

Optics

- Polycarbonate Diffuser
- High transmission 90%
- Non-Removable

Thermal Interface Material

- High thermal conductivity
- Excellent heat transfer

Heat sink

- Aluminium - powder coated
- Excellent thermal conductivity

LED Driver

- Rated Supply: 24V AC, 50/60Hz
- PF > 0.6

Mounting

- Handle

Installation

- Easy installation

Weight

- 1.5 Kg

Cable Entry

- 1 Nos.

Features

- Soft and comfortable light to relieve the fatigue of eyes.
- Excellent CRI for actual colour reproduction.
- Energy saving efficiency and low heat produce.
- AL die-cast housing for excellent heat management.
- special design,
- Highly reliable professional design.

Applications

- Manufacturing Unit, Ware-house,
- Low Height Applications

	30W
	100 lm/W
	6500K / 5700K / 3000K
	>80
	Diffused – Wide >160°
	24V AC, 50Hz
	SMD, Bridgelux / Lumiled , SDCM <3

Housing Color

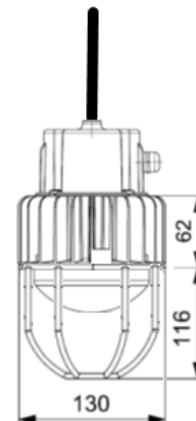
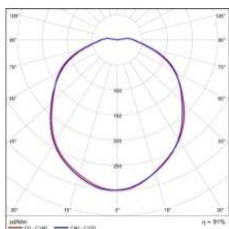


Powder Coated – Black (RAL 9005)



Powder Coated – Grey (RAL 7024)

Distribution Curve



Product Code

Product Code	System Power (W)	System Lumen (Lm)	CRI (Ra)	Color Temp (CCT)	Body Color	Beam Angle	Diming	Weight (Kg)
IWT-030SH765GDNXX	30	3000	70	6500K	Grey	Diffused	Non-Dim	1.5

Custom Order



Accessories



1 Oct 2020-31 Dec 2020